






Programming Remote Control

The remote control can handle three devices. However, first you have to set your remote control up for your equipment. You can do it in one of the following ways:














Brand Setup

First, try indicating the manufacturer of your equipment. Select one of the following options: **TV Setup**, **DVD Setup** or **VCR Setup** depending on what you want to handle. Next, follow these steps:

- Choose the brand name of your equipment. If it is not listed, press  to cancel and go to **Automatic Search** below.
- Press  /  depending on what you want to handle and then hold  until the light under the former key blinks twice.
- Enter one of the four-digit codes listed below.
- Press . If your TV/VCR/DVD has turned off, you have chosen the right code. Otherwise, try another code repeating steps 1 – 3. If none of the codes work, try **Automatic Search**.









Automatic Search

Automatic Search should only be undertaken if none of the brand codes works or your brand name is not listed. Use the **Automatic Search** option.

- Switch on your device. Then press appropriate device key, for example  if you want to set up a TV.
- Press and hold  until the red light under the device key blinks twice.
- Press    . The red light blinks twice.
- Press one of the function keys such as    etc. However, if you do not press any key at this point, the  is tested.
- Aim the remote control at your device and press **Ch**   repeatedly until selected function is performed, for example a volume bar appears or the device is switched off.
- Next, press  to store the code for your device. Your device is now programmed to operate your device.

Finding Your Code











If you want to know what code operates your device, you can obtain it with the **Device Code** option. Choose the option and follow these instructions:


- Switch on your device. Then press appropriate device key, for example  if you want to set up a TV.
- Press and hold  until the red light under the device key blinks twice.
- Press    . The red light blinks twice.
- For the first digit of your 4-digit code, press  and count the number of times the red light blinks. If the light does not blink, the digit is 0. For the second digit press  and count the number of blinks. Do the same for the 3rd and 4th digit.

The code may be later used instead of the ones that are given for **TV Setup**, **DVD Setup** and **VCR Setup** options.






Pressing One Key Instead of Two or More

You may program your remote control to issue a sequence of commands at a press of one key with the **Advanced Mode** option. For example, to turn off your DVR and TV at the same time, perform the following operations:

- Choose the **Advanced Mode** option
- Press and hold  until the red light on your remote control blinks twice.
- Press    .
- Press the key to which you want to assign your sequence of key presses (e.g. ).
- Press the sequence of keys (up to 8) which you would have to press to perform the desired function (e.g.   ).
- Press and hold  until the red light blinks twice.

If you have performed the above procedure properly, pressing  in the **Advanced Mode** will switch off both your recorder and the TV set.

To reset the programmed sequence of commands, please do the following:

- Press and hold  until the red light blinks twice.
- Press    .
- The reset was successful if the red light blinks twice, pauses and blinks twice again.

Brand Codes

The following 4-digit codes are used when configuring the remote control. First find the manufacturer of your equipment and then try the codes one by one.

TV Sets

A-Mark	0003	Blue Sky	0037 0714
A.R. Systems	0037 0556 0374 0455	Blue Star	0282
Abex	0032	Bondstec	0247
Accent	0009 0037 0556	Boots	0272 0217
Accuphase	0556 1909	Accec	0012
Adcom	0625 0284	Adcom	0625 0284
Admiral	0093 0363 0418 0087 0305 0163 0264	Adventura	0046
Adventura	0046	Adyson	0068 0217 0216 0032
AEA	0037 0556	Agashi	0216 0264 0217
AGB	0516	Ageof	0087
Aigo	0092 0009 0037 0556	Alfok	0092 0009 0037 0556
Aike	0092 0009 0037 0556	Aim	0037 0072 0412 0556 0753 0208 0706 0805 0068
Aiwa	0705 0701 1904 1916 1908 1914 1915	Aiwa	0705 0701 1904 1916 1908 1914 1915
Akai	0030 0361 0208 0371 1537 0037 0803 0433 0745 0191 0702 0035 0284 0672 0009 0696 0072 0753 0218 0806 0729 0714 0163 0516 0715 0602 0556 0548 0581 0480 0217 0631 0216 0264 0448 0178 0329 0377 0606 0708 1037 1908 0473 0648	Akai	0030 0361 0208 0371 1537 0037 0803 0433 0745 0191 0702 0035 0284 0672 0009 0696 0072 0753 0218 0806 0729 0714 0163 0516 0715 0602 0556 0548 0581 0480 0217 0631 0216 0264 0448 0178 0329 0377 0606 0708 1037 1908 0473 0648
Akiba	0218 0282 0455 0037 0556 0294	Akura	0037 0556 0668 1668 0350 0412 0493 0009
Akira	0190	Alkors	0035
Akito	0272 0037 0556	Allegro	0720 0774
Alkors	0035	Allorgan	0206 0294 0217
Alaron	0179 0216	Allstar	0037 0556
Alba	0009 0418 0370 0235 0371 0668 0037 0556	Ambassador	0177
Allegro	0206 0294 0217	Ambivision	0217 0400 0370 0320
Almstrad	0177 0009 0516 0264 0354 0371 0218 0171 0037 0556 0433 0412 0362 1037 0648 0581 1904	Amstrad	0177 0009 0516 0264 0354 0371 0218 0171 0037 0556 0433 0412 0362 1037 0648 0581 1904
Almos	0035	Anam	0037 0556 0009 0608 0180 0003 0250
Allegro	0720 0774	Anam National	0037 0250 0556 0650
Allorgan	0206 0294 0217	Anex	0421
Allstar	0037 0556	Anglo	0009 0264
Ambassador	0177	Anitech	0009 0668 0264 0037 0556 0282 0102
Ambivision	0217 0400 0370 0320	Ansonic	0370 0037 0556 0009 0668 0374 0163 0292 0102 0411 0259 0247 1437 0012 0284 0428 1904 0104 1668
Amplifon	0177 0009 0516 0264 0354 0371 0218 0171 0037 0556 0433 0412 0362 1037 0648 0581 1904	Apex Digital	1943
Anam	0037 0556 0009 0608 0180 0003 0250	Apollo	0473
Anam National	0037 0250 0556 0650	Arc en Ciel	0399 0501 0109 0196 0198
Anex	0421	Arcam	0216 0399 0217
Anglo	0009 0264	Ardem	0486 0714 0037 0633 0556
Anitech	0009 0668 0264 0037 0556 0282 0102	Aristona	0556 0037 0012
Ansonic	0370 0037 0556 0009 0668 0374 0163 0292 0102 0411 0259 0247 1437 0012 0284 0428 1904 0104 1668	Arthur Martin	0163 0400
Apex Digital	1943	ASA	0105 0346 0070 0104 0087
Apollo	0473	Asberg	0037 0556 0102
Arc en Ciel	0399 0501 0109 0196 0198	Asora	0009
Arcam	0216 0399 0217	Astra	0037 0556
Ardem	0486 0714 0037 0633 0556	Asuka	0218 0217 0216 0264 0282 1904
Aristona	0556 0037 0012	ATD	0698
Arthur Martin	0163 0400	Atlantic	0037 0556 0035 0433 0072 0361 0191 0264 0217
ASA	0105 0346 0070 0104 0087	Atori	0009
Asberg	0037 0556 0102	Audion	0163 0400
Asora	0009	Audiosonic	0009 0037 0374 0556 0109 0714 0218 0217
Astra	0037 0556	Audiobox	0092 0451 0180 0003
Asuka	0218 0217 0216 0264 0282 1904	Aumark	0060
AtD	0698	Autovox	0087 0206 0544 0349 0217 0247
Atlantic	0037 0556 0035 0433 0072 0361 0191 0264 0217	AVP	1904 1908
Atori	0009	AWA	0011 0036 0009 0157 0374 0451 0412 0037 0556 0217 0108 0264
Audion	0163 0400	AXXON	0009 0037 0428
Audiosonic	0009 0037 0374 0556 0109 0714 0218 0217	AXXON	0009 0037 0428
Audiobox	0092 0451 0180 0003	Canton	0218
Aumark	0060	Capsonic	0264
Autovox	0087 0206 0544 0349 0217 0247	Carad	0610 0037 0556 0668 1037 1668
AVP	1904 1908	Carena	0455 0037 0556
AWA	0011 0036 0009 0157 0374 0451 0412 0037 0556 0217 0108 0264	Carrefour	0036 0070 0037 0556
AXXON	0009 0037 0428	Carver	0054 0170
AXXON	0009 0037 0428	Cascade	0009 0037 0556
AXXON	0009 0037 0428	Casio	0037 0556 0163 0349 1904
AXXON	0009 0037 0428	Cathy	0037 0556
AXXON	0009 0037 0428	CCE	0037 0556 0606
AXXON	0009 0037 0428	DER	0193 0190
AXXON	0009 0037 0428	Desmet	0320 0037 0556 0009 0087
AXXON	0009 0037 0428	Diamant	0037 0556
AXXON	0009 0037 0428	Diamond	0264 0698 0696 0009 0804 0825 0216 0371 0860
AXXON	0009 0037 0428	Digatron	0037 0556
AXXON	0009 0037 0428	Digiline	0037 0556 0105 0668 1668
AXXON	0009 0037 0428	Digitor	0037 0556
AXXON	0009 0037 0428	Digivision	0361
AXXON	0009 0037 0428	DiK	0037 0556
AXXON	0009 0037 0428	Dixi	0009 0037 0556 0247 0217 0087
AXXON	0009 0037 0428	DL	0544 0349 0217 0343 0519 0037 0556 0259 0668 1909 0303 0163 0531 1904
AXXON	0009 0037 0428	Domeos	0668 1668
AXXON	0009 0037 0428	Domland	0394
AXXON	0009 0037 0428	Doric	0349
AXXON	0009 0037 0428	DTS	0009
AXXON	0009 0037 0428	Dunai	0544 0163
AXXON	0009 0037 0428	Durabrand	1437
AXXON	0009 0037 0428	Dux	0037 0556 0012
AXXON	0009 0037 0428	Dwin	0720
AXXON	0009 0037 0428	Dynatron	0037 0556 0012
AXXON	0009 0037 0428	E-Elite	0218
AXXON	0009 0037 0428	Ecco	0773 0706
AXXON	0009 0037 0428	Edison-Minerva	0487
AXXON	0009 0037 0428	Elbe	0435 0238 0259 0362 0292 0370 0163 0037 0556 0218 0191 0284 0411 0610 0217 0516 0361 0630
AXXON	0009 0037 0428	Elbe-Sharp	0516
AXXON	0009 0037 0428	Elicit	0087 0247 0516 0102 0163
AXXON	0009 0037 0428	Electroband	0000 0185
AXXON	0009 0037 0428	Elektra	0009 0037 0556 0264 0282
AXXON	0009 0037 0428	ELG	0037 0556
AXXON	0009 0037 0428	Elin	0216 0037 0556 0105 0104 0548 0361 0448 0305 0349 0163 0009
AXXON	0009 0037 0428	Elite	0218 0037 0535 0320 0305
AXXON	0009 0037 0428	Elman	0102
AXXON	0009 0037 0428	Elta	0009 0068 0264 0216 0431
AXXON	0009 0037 0428	Emco	0247
AXXON	0009 0037 0428	Emerson	0177 0180 0714 0178 0087 0179 0247 0037 0037 0556
AXXON	0009 0037 0428	Emperor	0282
AXXON	0009 0037 0428	Envision	0030
AXXON	0009 0037 0428	Enzer	0696 0753
AXXON	0009 0037 0428	Epson	0833 0840
AXXON	0009 0037 0428	Erres	0037 0556 0012
AXXON	0009 0037 0428	ESC	0037 0556 0217
AXXON	0009 0037 0428	Estéle	0163
AXXON	0009 0037 0428	Etron	0001 0037 0556 0009 0163
AXXON	0009 0037 0428	Eurofeel	0264 0217
AXXON	0009 0037 0428	EuroLine	0037
AXXON	0009 0037 0428	Euroman	0216 0264 0037 0556 0556
AXXON	0009 0037 0428	Euroman	0217 0421 0370
AXXON	0009 0037 0428	Europa	0037 0556
AXXON	0009 0037 0428	Europhon	0037 0516 0102 0163
AXXON	0009 0037 0428	Excel	0037 0556
AXXON	0009 0037 0428	Expert	0206 0400 0259 0163 0305
AXXON	0009 0037 0428	Exquisit	0037 0556 0247
AXXON	0009 0037 0428	Fagor	0037 0556
AXXON	0009 0037 0428	Family Life	0037 0556
AXXON	0009 0037 0428	Fenner	0374 0009
AXXON	0009 0037 0428	Ferguson	0073 0625 0287 0192 0190 0335 0238 0193 0109 0560 0037 0556 0035 0343 0804 0825 0216 0371 0108 0361 0471 1904
AXXON	0009 0037 0428	Fidelity	0163 0512 0171 0363 0037 0556
AXXON	0009 0037 0428	Finlai	0217
AXXON	0009 0037 0428	Finlandia	0208 0346 0359 0

